

Fair Housing Discrimination Survey Results

2017



CITY OF IOWA CITY
UNESCO CITY OF LITERATURE

In November of 2017, the Office of Human Rights and Equity sent

968

survey postcards to households receiving Housing Choice Vouchers ("Section 8").

Of these,

138 (14%)

were returned.

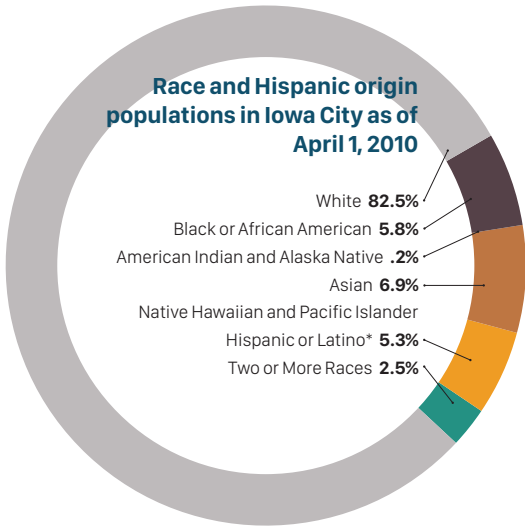
The racial breakdown of people returning postcards is as follows:

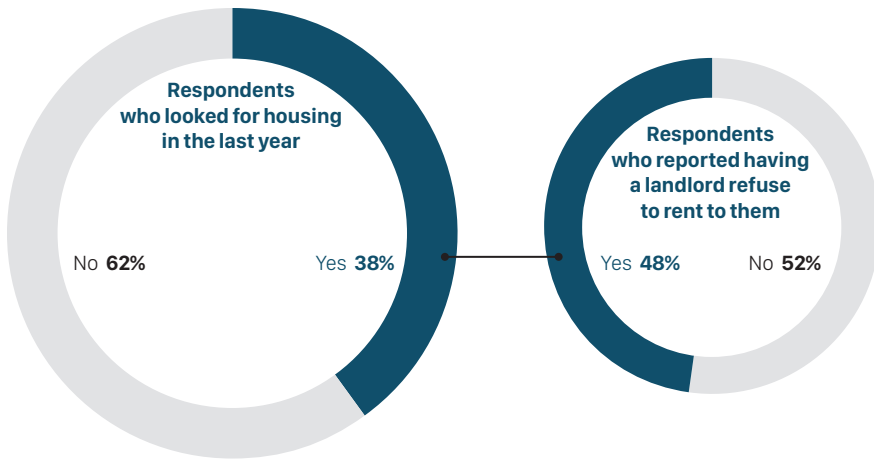
American Indian/Alaska Native	1 1% of respondents
Asian	1 1% of respondents
African American/Black	31 22% of respondents
White	98 71% of respondents
Native Hawaiian/Pacific Islander	0 0% of respondents
Two or More Races	5 4% of respondents
Unknown	2 3% of respondents

Respondents were asked if they identified as Latino/a. One person who gave their race as White did so, as well as one person who did not identify their race.

Race and Hispanic origin populations in Iowa City as of April 1, 2010

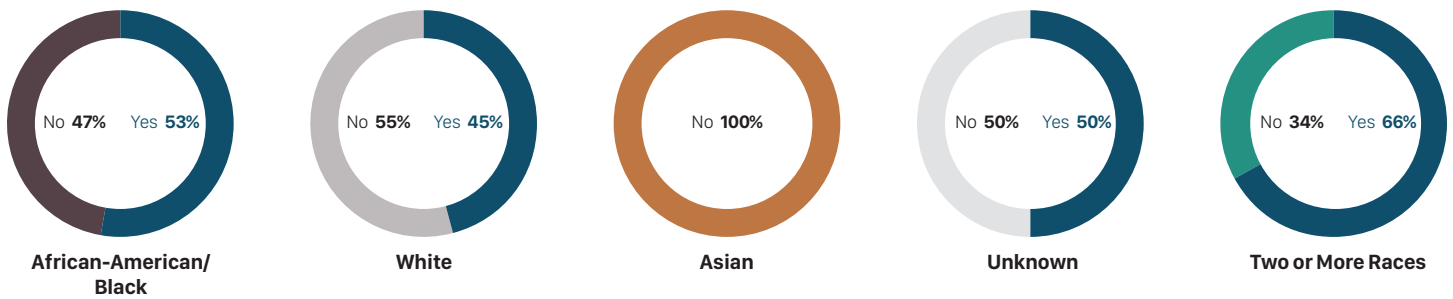
White **82.5%**
 Black or African American **5.8%**
 American Indian and Alaska Native **.2%**
 Asian **6.9%**
 Native Hawaiian and Pacific Islander
 Hispanic or Latino* **5.3%**
 Two or More Races **2.5%**





Fifty-two respondents looked for housing in the last year; eighty-six did not. Of the respondents who looked for housing, twenty-five (25) reported having a landlord refuse to rent to them because of their Section 8 voucher. This number is almost half of the respondents who looked for housing.

"Have you been refused housing during the past year?"



Of seventeen (17) African-American/Black people who looked for housing, nine (9) reported being refused, while eight (8) said they did not have this problem. Of twenty-nine (29) White people who looked for housing, thirteen (13) reported being refused, while sixteen (16) did not have this problem. The one American Indian/Alaska Native respondent had not looked for housing. The one Asian respondent had looked for housing and had not been refused. Of two respondents whose race is unknown, both had looked for housing. One had been refused, while the other had not. Of the three people who identified as Two or More Races and who looked for housing, two had been refused, while one had not. Combining the respondents of all races other than African American/Black and White, six looked for housing. Three were refused and three were not. It appears that holding a Section 8 voucher leads to refusal approximately half the time, regardless of race. Incidentally, one African American/Black person and one White person both noted on their cards that they had not looked for housing in the past year, but had been refused housing in the past because they held Section 8 vouchers at the time. Neither of these respondents were included in the counts above.

Several other comments were written in on the cards. They are listed below.

- Thanks for Section 8!
- I called but was not homeless.
- Many times. (In context of saying they had been denied housing.)
- But it can happen. (In context of saying they had not looked for housing and therefore had not been denied.)
- It's happened to me before. (In same context as above.)
- Had this happen prior to 2016. (In same context as above.)
- Looked but couldn't afford.
- Also hard to find a place that accepts service animals.
- A house is \$1000 per month for rent- 2 bedroom apt are \$865 per month & everybody turn it [Section 8] down. Most of the rent is sky high and can't afford it like \$700 to \$1000 to \$1200 to \$1500. Most renters are on fixed income and can't pay all there bills each month because not enough [illegible] coming in – and the landlord wants more than there share and most of us barely getting by + it is rough on all of us. Cost of living is outrageous to high. Most of owners will not accept no Section 8 and they will not rent it out to a person is on fix income as not enough money to suit there taste. We need cheaper rent on low income, as this is must. if a person get a Raise of \$4.00 on there CK and landlord wants \$2.00 more on rent. this isn't fair.