



Traffic speeds and volumes were measured at two locations along Lake Shore Drive. Traffic devices measure vehicle speeds and volumes in both the northbound and southbound lanes.

**STUDY LOCATION 1**



**Northbound vehicles**


Average daily trips: 237  
Average speed is 30 MPH



**Southbound vehicles**

Average daily trips: 345  
Average speed is 32 MPH  
15% of drivers are traveling at speeds of 37.5 MPH or higher.

**STUDY LOCATION 2**



**Northbound vehicles**

Average daily trips: 309  
Average speed is 26 MPH



**Southbound vehicles**

Average daily trips: 367  
Average speed is 26 MPH  
15% of drivers are traveling at speeds of 32 MPH or higher.

**Lake Shore Drive Traffic Calming**

Pavement width: 31 feet      Road length: approx. 1,200 feet

