


Allowances for Tenant-Furnished Utilities and Other Services
 U.S. Department of Housing and Urban Development
 City of Iowa City Rates, effective 07/01/2020

Locality		Green Discount	Unit Type					Date
IA022 - Iowa City		None	Single Family House Detached					7/1/2020
Utility/Service		Monthly Dollar Allowances						
		0 BR	1 BR	2 BR	3 BR	4 BR	5 BR	
Space Heating	Natural Gas	\$48	\$55	\$62	\$69	\$77	\$84	
	Electric Resistance	\$44	\$47	\$49	\$51	\$51	\$56	
	Electric Heat Pump	\$21	\$24	\$25	\$24	\$23	\$24	
Cooking	Natural Gas	\$3	\$3	\$5	\$6	\$8	\$9	
	Electric	\$4	\$5	\$7	\$9	\$11	\$13	
Other Electric		\$22	\$26	\$37	\$47	\$57	\$68	
Air Conditioning		\$4	\$4	\$10	\$15	\$20	\$26	
Water Heating	Natural Gas	\$9	\$10	\$15	\$20	\$24	\$29	
	Electric	\$13	\$16	\$20	\$24	\$29	\$29	
Water		\$18	\$20	\$30	\$45	\$60	\$75	
Sewer		\$19	\$21	\$32	\$49	\$66	\$82	
Trash Collection		\$19	\$19	\$19	\$19	\$19	\$19	
Stormwater		\$5	\$5	\$5	\$5	\$5	\$5	


Projected Family Allowance (to compute specific family allowance)	Utility/Service	Tenant-Paid	Cost/Month
Family Name	Space Heating	Not Applicable	
	Cooking	Not Applicable	
	Other Electric	Not Applicable	
Unit Address	Air Conditioning	Not Applicable	
	Water Heating	Not Applicable	
	Water	Not Applicable	
	Sewer	Not Applicable	
Number of Bedrooms	Trash Collection	Not Applicable	
	Other - Stormwater	Not Applicable	
	Total		



Allowances for Tenant-Furnished Utilities and Other Services
 U.S. Department of Housing and Urban Development
 City of Iowa City Rates, effective 07/01/2020

Locality		Green Discount	Unit Type					Date
IA022 - Iowa City		None	Single Family Attached					7/1/2020
Utility/Service		Monthly Dollar Allowances						
		0 BR	1 BR	2 BR	3 BR	4 BR	5 BR	
Space Heating	Natural Gas	\$44	\$50	\$56	\$62	\$68	\$74	
	Electric Resistance	\$32	\$35	\$39	\$42	\$44	\$47	
	Electric Heat Pump	\$18	\$21	\$23	\$22	\$21	\$21	
Cooking	Natural Gas	\$3	\$3	\$5	\$6	\$8	\$9	
	Electric	\$4	\$5	\$7	\$9	\$11	\$13	
Other Electric		\$19	\$23	\$32	\$40	\$49	\$58	
Air Conditioning		\$5	\$6	\$10	\$13	\$17	\$21	
Water Heating	Natural Gas	\$9	\$10	\$15	\$20	\$24	\$29	
	Electric	\$13	\$16	\$20	\$24	\$29	\$32	
Water		\$18	\$20	\$30	\$45	\$60	\$75	
Sewer		\$19	\$21	\$32	\$49	\$66	\$82	
Trash Collection		\$19	\$19	\$19	\$19	\$19	\$19	
Stormwater		\$5	\$5	\$5	\$5	\$5	\$5	


Projected Family Allowance (to compute specific family allowance)	Utility/Service	Tenant-Paid	Cost/Month
Family Name	Space Heating	Not Applicable	
	Cooking	Not Applicable	
	Other Electric	Not Applicable	
Unit Address	Air Conditioning	Not Applicable	
	Water Heating	Not Applicable	
	Water	Not Applicable	
	Sewer	Not Applicable	
Number of Bedrooms	Trash Collection	Not Applicable	
	Other - Stormwater	Not Applicable	
	Total		



Allowances for Tenant-Furnished Utilities and Other Services
 U.S. Department of Housing and Urban Development
 City of Iowa City Rates, effective 07/01/2020

Locality		Green Discount	Unit Type					Date
IA022 - Iowa City		None	Lowrise Apt Building (2-4 units)					7/1/2020
Utility/Service		Monthly Dollar Allowances						
		0 BR	1 BR	2 BR	3 BR	4 BR	5 BR	
Space Heating	Natural Gas	\$56	\$65	\$69	\$73	\$77	\$81	
	Electric Resistance	\$32	\$35	\$39	\$42	\$44	\$47	
	Electric Heat Pump	\$19	\$22	\$24	\$24	\$23	\$22	
Cooking	Natural Gas	\$3	\$3	\$5	\$6	\$8	\$9	
	Electric	\$4	\$5	\$7	\$9	\$11	\$13	
Other Electric		\$19	\$22	\$30	\$39	\$48	\$56	
Air Conditioning		\$5	\$6	\$9	\$11	\$13	\$16	
Water Heating	Natural Gas	\$9	\$10	\$15	\$20	\$24	\$29	
	Electric	\$13	\$16	\$20	\$24	\$29	\$32	
Water		\$18	\$20	\$30	\$45	\$60	\$75	
Sewer		\$19	\$21	\$32	\$49	\$66	\$82	
Trash Collection		\$19	\$19	\$19	\$19	\$19	\$19	
Stormwater		\$2	\$2	\$2	\$2	\$2	\$2	


Projected Family Allowance (to compute specific family allowance)	Utility/Service	Tenant-Paid	Cost/Month
Family Name	Space Heating	Not Applicable	
	Cooking	Not Applicable	
	Other Electric	Not Applicable	
Unit Address	Air Conditioning	Not Applicable	
	Water Heating	Not Applicable	
	Water	Not Applicable	
	Sewer	Not Applicable	
Number of Bedrooms	Trash Collection	Not Applicable	
	Other - Stormwater	Not Applicable	
	Total		



Allowances for Tenant-Furnished Utilities and Other Services
 U.S. Department of Housing and Urban Development
 City of Iowa City Rates, effective 07/01/2020

Locality		Green Discount	Unit Type				Date
IA022 - Iowa City		None	Larger Apt Building (5+ units)				7/1/2020
Utility/Service		Monthly Dollar Allowances					
		0 BR	1 BR	2 BR	3 BR	4 BR	5 BR
Space Heating	Natural Gas	\$36	\$41	\$46	\$52	\$57	\$62
	Electric Resistance	\$25	\$28	\$33	\$37	\$39	\$41
	Electric Heat Pump	\$14	\$17	\$20	\$21	\$21	\$20
Cooking	Natural Gas	\$3	\$3	\$5	\$6	\$8	\$9
	Electric	\$4	\$5	\$7	\$9	\$11	\$13
Other Electric		\$15	\$18	\$25	\$32	\$39	\$46
Air Conditioning		\$5	\$6	\$8	\$10	\$12	\$14
Water Heating	Natural Gas	\$7	\$8	\$12	\$16	\$19	\$23
	Electric	\$11	\$13	\$16	\$19	\$23	\$26
Water		\$18	\$20	\$30	\$45	\$60	\$75
Sewer		\$19	\$21	\$32	\$49	\$66	\$82
Trash Collection		\$19	\$19	\$19	\$19	\$19	\$19
Stormwater		\$2	\$2	\$2	\$2	\$2	\$2

Projected Family Allowance (to compute specific family allowance)	Utility/Service	Tenant-Paid	Cost/Month
Family Name	Space Heating	Not Applicable	
	Cooking	Not Applicable	
	Other Electric	Not Applicable	
Unit Address	Air Conditioning	Not Applicable	
	Water Heating	Not Applicable	
	Water	Not Applicable	
	Sewer	Not Applicable	
Number of Bedrooms	Trash Collection	Not Applicable	
	Other - Stormwater	Not Applicable	
	Total		



Allowances for Tenant-Furnished Utilities and Other Services
 U.S. Department of Housing and Urban Development
 City of Iowa City Rates, effective 07/01/2020

Locality		Green Discount	Unit Type					Date
IA022 - Iowa City		None	Manufactured Home					7/1/2020
Utility/Service		Monthly						
		0 BR	1 BR	2 BR	3 BR	4 BR	5 BR	
Space Heating	Natural Gas	\$42	\$48	\$54	\$61	\$67	\$73	
	Electric Resistance	\$45	\$49	\$47	\$44	\$41	\$42	
	Electric Heat Pump	\$18	\$21	\$22	\$21	\$19	\$21	
Cooking	Natural Gas	\$3	\$3	\$5	\$6	\$8	\$9	
	Electric	\$4	\$5	\$7	\$9	\$11	\$13	
Other Electric		\$22	\$26	\$37	\$47	\$57	\$68	
Air Conditioning		\$5	\$5	\$9	\$13	\$16	\$20	
Water Heating	Natural Gas	\$9	\$10	\$15	\$20	\$24	\$29	
	Electric	\$13	\$16	\$20	\$24	\$29	\$29	
Water		\$18	\$20	\$30	\$45	\$60	\$75	
Sewer		\$19	\$21	\$32	\$49	\$66	\$82	
Trash Collection		\$19	\$19	\$19	\$19	\$19	\$19	
Stormwater		\$5	\$5	\$5	\$5	\$5	\$5	

Projected Family Allowance (to compute specific family allowance)	Utility/Service	Tenant-Paid	Cost/Month
Family Name	Space Heating	Not Applicable	
	Cooking	Not Applicable	
	Other Electric	Not Applicable	
Unit Address	Air Conditioning	Not Applicable	
	Water Heating	Not Applicable	
	Water	Not Applicable	
	Sewer	Not Applicable	
Number of Bedrooms	Trash Collection	Not Applicable	
	Other - Stormwater	Not Applicable	
	Total		

0 BR	1 BR	2 BR	3 BR	4 BR	5 BR	
\$56	\$65	\$69	\$73	\$77	\$84	Heating
\$4	\$5	\$7	\$9	\$11	\$13	Cooking
\$22	\$26	\$37	\$47	\$57	\$68	Other Electric
\$5	\$6	\$10	\$15	\$20	\$26	AC
\$13	\$16	\$20	\$24	\$29	\$32	Water Heating
\$18	\$20	\$30	\$45	\$60	\$75	Water
\$19	\$21	\$32	\$49	\$66	\$82	Sewer
\$19	\$19	\$19	\$19	\$19	\$19	Trash
\$5	\$5	\$5	\$5	\$5	\$5	Stormwater
\$161	\$183	\$229	\$286	\$344	\$404	

\$612	\$684	\$902	\$1,304	\$1,584	\$1,822
\$451	\$501	\$673	\$1,018	\$1,240	\$1,418
\$18,040	\$20,040	\$26,920	\$40,720	\$49,600	\$56,720

612	684	902	1244	1388	1531
\$451	\$501	\$673	\$958	\$1,044	\$1,127
\$18,040	\$20,040	\$26,920	\$38,320	\$41,760	\$45,080